



FOLLOW US ONLINE



[JKARMAMENT.COM](http://JKARMAMENT.COM)

**MADE IN THE USA**

*Copyright © 2022 JK Armament, A Product of UES  
All Rights Reserved*

# **JK ARMAMENT™ 155 & 105 SERIES**

## **OPERATION AND MAINTENANCE MANUAL**

**JK 155 RIFLE CALIBER  
SYSTEM (RCX™)**

**JK 155 PISTOL CALIBER  
SYSTEM (PCX™)**

**JK 155 SHORT BARRELED RIFLE  
SYSTEM (SBRX™)**

**JK 105 RIMFIRE  
SYSTEM (RFX™)**

**JK 105 CONCEALED CARRY  
SYSTEM (CCX™)**

**BEFORE USING THIS SUPPRESSOR BE  
CERTAIN YOU HAVE READ AND  
UNDERSTAND THIS MANUAL**

JK ARMAMENT™  
A Product of UES, LLC  
P.O. Box 592  
Bruneau, ID 83604  
ISSUED: April 26, 2022

# **JK ARMAMENT™ 155 & 105 SERIES**

## **TABLE OF CONTENTS**

### **1.0 WARNINGS & CAUTIONS**

#### **1.1 DISCLAIMER**

### **2.0 INSTALLATION**

#### **3.0 JK 155 RCX™ .30 CAL**

#### **3.1 JK 155 PCX™ 9MM**

#### **3.2 JK 155 SBRX™ .30 CAL**

#### **3.3 JK 105 RFX™ .22 CAL**


#### **3.4 JK 105 CCX™ 9MM**


### **4.0 MAINTENANCE**


### **5.0 LIFETIME GUARANTEE**


#### **5.1 WARRANTY**


## 1.0 WARNINGS & CAUTIONS


 **WARNING:** Read these instructions and warnings and the OWNER'S manual for your SPECIFIC firearm carefully before use. Be sure you understand them before using your firearm with a suppressor attached.


 **WARNING:** This Safety and Instruction Manual should always accompany this sound suppressor and it should be transferred with the suppressor upon change of ownership.

 **WARNING:** Firearm suppressors are user attached firearm muzzle devices and proper attachment is critical. The procedures outlined in this manual must be followed precisely.

 **WARNING:** The failure to follow all installation and maintenance instructions for this suppressor may result in serious personal injury. Improper installation or maintenance may also cause damage to the firearm and suppressor.

 **WARNING:** Do not attempt to use this suppressor or any suppressor attachment device or accessory until you have read this manual, obtained training and have experience with the use of firearms and suppressors.

 **WARNING:** Because suppressed firearms make less noise than unsuppressed firearms, it is easy to forget that they are still firearms and capable of causing bodily injury and property damage. Remember, a suppressed firearm should be treated with the same safety and caution as an unsuppressed firearm. Follow all safety rules for safe use of firearms

 **CAUTION:** Before installing the suppressor on the host firearm, be sure the firearm is unloaded and the action is opened so the firearm is visibly clear of any ammunition. If you are at all unsure as to the proper procedures to ensure your firearm is unloaded, please consult your firearm user's manual/instructions and/or contact a properly licensed dealer or the manufacturer or gunsmith of your firearm.

If there is anything in this manual you do not understand visit [jkarmament.com](http://jkarmament.com) or contact us at [support@jkarmament.com](mailto:support@jkarmament.com).

## **1.1 DISCLAIMER**

It is the user's responsibility to familiarize themselves with and understand proper use of this product. The manufacturer is not responsible for improper use of this product and/or the failure to follow all instructions regarding installation, maintenance and use of this product.

## **2.0 INSTALLATION**

**⚠ WARNING:** The failure to properly install a suppressor can result in personal injury. **CHECK THE FIT BETWEEN THE BARREL AND SUPPRESSOR BEFORE FIRING! DO NOT UNDER ANY CONDITION USE A CRUSH WASHER WHEN MOUNTING A SUPPRESSOR TO YOUR FIREARM!** The mount must be fully shouldered on the barrel. There should be no visible gap between the barrel shoulder and the face of the suppressor thread mount. Poor accuracy and product damage may result if the suppressor is not properly shouldered. Suppressors must be free of obstructions such as mud, dirt, etc. **DO NOT** attempt to shoot through an obstructed suppressor. If submerged in water, the user must allow sufficient time to drain the suppressor completely.

**⚠ CAUTION:** Ensure your suppressor remains secure while firing, it is of the utmost importance that you frequently verify the suppressor is securely tightened onto the barrel. We recommend checking the security of the attachment after 30 discharges of the firearm.

**⚠ WARNING:** Before removing the suppressor from the host firearm, be sure the firearm is unloaded and the action is opened so it is visibly clear of any ammunition. When removing the suppressor, use extreme caution as it may be hot to the touch after firing. Use heat-resistant gloves to avoid burns or other injuries. Once the suppressor is removed from the host firearm, JK Armament recommends using a thread protector or other muzzle device to protect the muzzle threads and crown during storage or transport.

The JK 155 system includes a Quick Attach Taper Mount, which is designed for use with our muzzle device options. Muzzle devices and direct thread mounts are available separately. All 155 Series mounts use the industry standard tube thread, 1.375"-24 TPI (HUB). The JK 105 system uses 2 different thread mount variations. The pistol system (CCX) is made with a guide rod relief mount. The Rimfire system (RFX) utilizes a flush mount.

### **3.0 JK 155 RCX™ .30 CAL INCLUDES**

(1) JK 155LT Quick Attach Taper Mount

(1) JK 155LT 2.5" Tube

(1) JK 155PRO Rifle Baffle

(7) JK 155LT Rifle Baffle

(1) JK 155LT Flash Cut End Cap

### **SPECS**

Length: 4" - 8.5" (Configurable)

Diameter: 1.55"

Weight: 5.2 - 11.8oz (Configurable)

Color: Black

Material: Ti-6AL-4V (Grade 5) Titanium & T6-7075 Billet Aluminum

Coating: Type 3 Hard Anodize & Cerakote

### **USAGE GUIDELINES**

The RCX™ is an extremely lightweight, robust and strong suppressor. This suppressor is optimized for the following calibers and minimum barrel length recommendations.

\*Sporting use rated

223 REM/5.56mm NATO - 14.5" Min BBL

300 Blackout - 7.5" Min BBL

7.62x39mm - 8.5" Min BBL

308 Win/7.62x51mm NATO - 16" Min BBL

300 WIN MAG - 20" Min BBL

6.5 Creedmoor - 16" Min BBL

7mm REM MAG - 20" Min BBL

243 WIN - 16" Min BBL

\*Sporting use is defined as 10 rounds of fire, followed by cooling to ambient temperature.

\*\*Suppressor life is significantly reduced in high heat applications on short-barreled rifles. Sound signature is dependent on barrel length, caliber, and velocity.

### **3.1 JK 155 PCX™ 9MM INCLUDES**

(1) JK 155LT Quick Attach Taper Mount

(1) JK 155LT 2.5" Tube

(1) JK 155PRO Pistol Baffle

(7) JK 155LT Pistol Baffle

(1) JK 155LT Flash Cut End Cap

### **SPECS**

Length: 4"- 8.5" (Configurable)

Diameter: 1.55"

Weight: 5.2 - 11.8oz (Configurable)

Color: Black

Material: Ti-6AL-4V (Grade 5)Titanium & T6-7075 Billet Aluminum

Coating: Type 3 Hard Anodize & Cerakote

### **USAGE GUIDELINES**

The PCX™ is an extremely lightweight, robust and strong suppressor. This suppressor is optimized for the following calibers and minimum barrel length recommendations.

\*Full auto rated

No barrel restrictions

9mm

.380 ACP

.32ACP

.25 ACP

.30 Super carry

.38 Super

.38 Special

.357 Mag

300 Blackout

\*Fully-automatic is defined as 4-8 round bursts every 4-8 seconds.

\*\*Suppressor life is significantly reduced in high heat applications on short-barreled rifles. Sound signature is dependent on barrel length, caliber, and velocity.

## **3.2 JK 155 SBRX™ .30 CAL INCLUDES**

(1) JK 155PRO Quick Attach Taper Mount

(1) JK 155PRO 2.5" Tube

(1) JK 155HD Rifle Baffle

(4) JK 155PRO Rifle Baffle

(1) JK 155PRO Flash Cut End Cap

### **SPECS**

Length: 4"- 6.56" (Configurable)

Diameter: 1.55"

Weight: 7 - 12.9oz (Configurable)

Color: Black

Material: 17-4 Stainless Steel & Ti-6AL-4V (Grade 5) Titanium

Coating: Cerakote

### **USAGE GUIDELINES**

The SBRX™ is an extremely lightweight, robust and strong suppressor. This suppressor is optimized for the following calibers and minimum barrel length recommendations.

\*Full auto rated

223 REM/5.56mm NATO - 7.5" Min BBL

7.62x39mm - 5.5" Min BBL

300 Blackout - None

308 Win/7.62x51mm NATO - 12" Min BBL

300 WIN MAG - 18" Min BBL

\*Fully-automatic is defined as 4-8 round bursts every 4-8 seconds.

\*\*Suppressor life is significantly reduced in high heat applications on short-barreled rifles. Sound signature is dependent on barrel length, caliber, and velocity.



### **3.3 JK 105 RFX™ .22 CAL INCLUDES**

- (1) JK 105LT Thread Mount 1/2-28 TPI
- (1) JK 105LT 1.3" Tube
- (1) JK 105HD Rimfire Baffle
- (8) JK 105LT Rimfire Baffle
- (1) JK 105LT RFX™ Flash Cut End Cap

### **SPECS**

Length: 2.21"- 5.75" (Configurable)

Diameter: 1.05"

Weight: 1.8 - 3.4oz (Configurable)

Color: Black

Material: 17-4 Stainless Steel & T6-7075 Billet Aluminum

Coating: Type 3 Hard Anodize & Cerakote

### **USAGE GUIDELINES**

The RFX™ is an extremely lightweight, robust and strong suppressor. This suppressor is optimized for the following calibers.

\*Full auto rated  
No barrel restrictions

.17Mach2  
.17HMR  
.17WSM  
.22WMR/MAG  
.22LR  
5.7mm  
.22 Hornet

\*Fully-automatic is defined as 4-8 round bursts every 4-8 seconds.

\*\*Suppressor life is significantly reduced in high heat applications on short-barreled rifles. Sound signature is dependent on barrel length, caliber, and velocity.

## **3.4 JK 105 CCX™ 9MM INCLUDES**

- (1) JK 105LT Thread Mount 1/2-28 TPI
- (1) JK 105LT 1.3" Tube
- (1) JK 105LT Tube Extension
- (5) JK 105LT Pistol Baffle
- (1) JK 105LT CCX™ Flash Cut End Cap

## **SPECS**

Length: 2.375"- 6.25"(Configurable)

Diameter: 1.05"

Weight: 1.5 - 2.6oz (Configurable)

Color: Black

Material: T6-7075 Billet Aluminum

Coating: Type 3 Hard Anodize

## **USAGE GUIDELINES**

The CCX™ is an extremely lightweight, robust and strong suppressor. This suppressor is optimized for the following calibers and minimum barrel length recommendations.

\*Full auto rated  
No barrel restrictions

9mm  
.380 ACP  
.32ACP  
.25 ACP  
.30 Super carry  
.38 Super  
.38 Special  
.357 Mag - 16" Min BBL

\*Fully-automatic is defined as 4-8 round bursts every 4-8 seconds.

\*\*This Suppressor is designed for use with concealed carry style handguns and because of its lightweight construction it does not need a booster for reliable operation on tilt barreled firearms.


\*\*\*This suppressor is optimized for wet use. Petroleum jelly is recommended.

## **4.0 MAINTENANCE**

JK Armament recommends cleaning your Modular Suppressor using CLP (ammonia free) and a nylon brush. Keep carbon deposits off of threads and faces of all components.

### **DISASSEMBLY**

Unthread each component, if needed use a JK 155 or JK 105 series wrench to disassemble. A crescent wrench or a combination wrench may also be used.

 **CAUTION:** If Blue Loctite® was installed, the unit may need to be heated.

Clean all components with an appropriate CLP (ammonia free) and a nylon brush. Inspect all components and threads.

### **ASSEMBLY**

Before assembling, apply a light coat of CLP to threads. Thread together the connections, taking care not to cross thread. Hand tighten the components together. If a torque setting is desired do not exceed 7 ft/lbs. One drop of Blue 242 Loctite® can be used for a more robust configuration.

## **5.0 LIFETIME GUARANTEE**

Pride and quality workmanship go into all of our American made, JK products, and we stand behind them!

**WE GUARANTEE OUR PRODUCTS FOR LIFE!**

### **5.1 SUPPRESSOR WARRANTY**

We provide a limited lifetime warranty on all of our suppressors against defects in material and workmanship. JK ARMAMENT MAKES NO WARRANTY OF MERCHANTABILITY OR FITNESS FOR PARTICULAR PURPOSE. THIS EXPRESS LIMITED WARRANTY IS THE ONLY WARRANTY ON THIS PRODUCT. NO EXPRESS OR IMPLIED WARRANTY IS OTHERWISE PROVIDED.

This warranty is limited to the repair or replacement of the product and does not apply to certain acts and conditions. JK Armament has the discretion to determine if a particular defect or condition is within the product warranty.

This warranty does not cover negligence, criminal conduct, operator error, non intended use, misuse, careless or improper handling and/or operation, failure to provide reasonable and necessary maintenance, abuse, improper weapon use, unauthorized adjustments, repairs or modifications, improper mounting/ installation, ordinary wear and tear, the failure to follow manufacturer instructions and the use of inappropriate, non commercial, reloaded or defective ammunition.

This warranty does not apply to any accessory items attached or appurtenant to the suppressor. To submit a warranty claim please submit the online RMA form and have the items listed below ready.

Your Product In-hand

A photo copy of your ID

A copy of your Form 3 or Form 4

**NOTICE: DO NOT SHIP THE SUPPRESSOR FOR REPAIR WITHOUT FIRST COMPLETING THE RMA FORM AND RECEIVING A CONFIRMED RMA NUMBER. DO NOT SHIP IN ANY EVENT WITHOUT A COPY OF THE APPROVED BATF FORM**

When you ship the suppressor back to us, please include a printed copy of the completed RMA form.

If you have any questions or concerns, please contact our Customer Service Department at [support@jkarmament.com](mailto:support@jkarmament.com).

Products which fall outside of the warranty that are in need of replacement or repair may also be repaired by JK Armament at the customer's expense. If for any reason your suppressor is not eligible for repair or replacement, you may purchase a replacement suppressor for 50% off the MSRP for the same or similar suppressor. ATF prohibits transferring the serial number to a new tube. Unrepairable damage will require a new form 4 submission. Please contact our Customer Service Department for further details and requirements.

Any or all of the stated non-covered circumstances can cause death or injury to the user or another third party. JK Armament neither expressly nor impliedly accepts any such liabilities.

**UNDER NO CIRCUMSTANCES SHALL JK ARMAMENT BE RESPONSIBLE FOR INCIDENTAL OR CONSEQUENTIAL DAMAGES WITH RESPECT TO ECONOMIC LOSS OR INJURY TO PERSON OR PROPERTY WHETHER AS A RESULT OF BREACH OF AN EXPRESS OR LIMITED WARRANTY, NEGLIGENCE OR OTHERWISE.**

Some states do not allow the exclusion of certain warranties or damages so these limitations may not apply to you.

JK Armament shall not be responsible for injury, death, or damage to property and will not be responsible and excludes from any warranty, damages which are the result of, but not limited to or resulting from, either intentional or accidental discharge of a firearm, or from the operation or function of a suppressor when used for purposes or subjected to treatment for which it was not designed. JK Armament is not responsible for any and all damages and excludes from any warranty, damages involving the suppressor which result from abuse, careless or improper handling, unauthorized adjustments or modifications, parts replacement, corrosion, neglect, ordinary wear and tear, unreasonable or unauthorized use, the failure to follow manufacturer instructions, if the suppressor is inappropriately handled or disassembled or incompletely reassembled, or damaged by or from the use of wrong or improper ammunition, or the use of ammunition other than original good quality commercially manufactured ammunition, or any combination thereof.

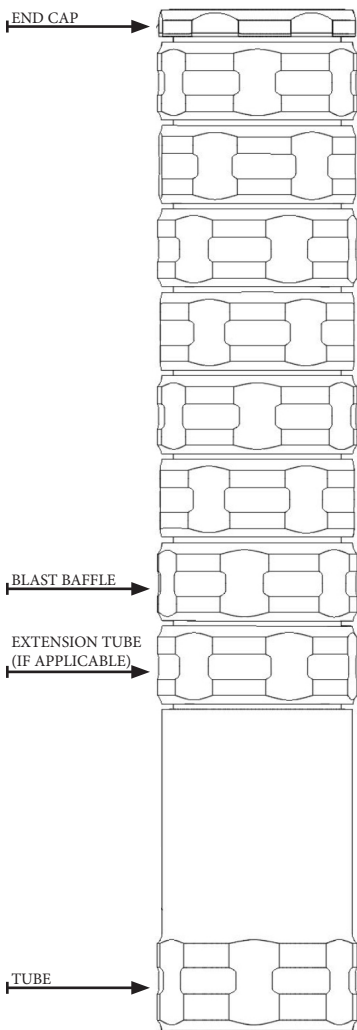
## NOTES

## NOTES

FOLLOW US ONLINE



JKARMAMENT.COM



2022-V01

Copyright © 2022 JK Armament, A Product of UES  
All Rights Reserved